








Short-term forecast

Station averages

	 °F	 %	 inHg	 mph	 in/h	 °F
17 Apr	55.5 / 41.0	50.6	29.78	3.5	0.21	49.8 / 35.8
18 Apr	48.0 / 38.1	50.6	29.91	3.0	0.31	41.4 / 32.1
19 Apr	48.8 / 34.9	47.6	30.06	3.1	0.10	41.5 / 29.4
20 Apr	48.3 / 37.5	53.0	29.99	3.5	0.51	42.0 / 31.3
21 Apr	56.0 / 34.7	47.7	29.98	3.1	0.01	49.6 / 28.9
22 Apr	57.9 / 37.5	51.2	29.97	3.5	0.33	52.1 / 31.8
23 Apr	63.7 / 44.6	48.5	29.89	3.2	0.12	58.7 / 39.6
24 Apr	56.1 / 40.7	47.2	30.03	2.5	0.09	49.7 / 35.6
25 Apr	51.1 / 37.9	49.0	30.13	3.0	0.08	44.4 / 32.0

Station extremes

	 °F	 %	 inHg	 mph	 mph	 in/h	 °F
17 Apr	78.6 2026	66.0 2022	30.36 2022	13.6 2026	24.0 2025	0.47 2026	78.3 2026
	22.8 2022	25.8 2022	29.37 2026	-	-	-	16.3 2022
18 Apr	68.2 2025	66.0 2022	30.24 2022	11.8 2026	24.0 2026	1.08 2025	65.3 2025
	25.9 2023	24.4 2023	29.41 2025	-	-	-	20.3 2023
19 Apr	56.8 2025	66.0 2022	30.28 2022	13.8 2023	31.0 2024	0.38 2023	51.9 2025
	26.2 2022	17.8 2022	29.77 2025	-	-	-	20.0 2022
20 Apr	64.2 2023	66.0 2022	30.30 2024	10.8 2022	24.0 2022	1.26 2025	60.7 2023
	28.4 2024	36.6 2022	29.52 2025	-	-	-	22.3 2024
21 Apr	66.0 2022	65.2 2022	30.34 2022	11.2 2023	23.0 2023	0.04 2025	60.2 2022
	25.5 2024	16.8 2022	29.47 2025	-	-	-	19.0 2024
22 Apr	73.2 2025	66.0 2022	30.35 2022	9.8 2024	21.0 2024	0.96 2022	70.6 2025
	30.6 2024	15.2 2024	29.68 2024	-	-	-	24.6 2024
23 Apr	79.5 2022	65.0 2022, 2023	30.16 2023	11.6 2024	22.0 2024	0.24 2022	76.9 2022
	29.1 2023	23.6 2024	29.58 2022	-	-	-	23.1 2023
24 Apr	61.0 2022	65.0 2023	30.30 2024	12.0 2022	26.0 2022	0.32 2025	58.3 2022
	25.7 2023	15.0 2024	29.56 2022	-	-	-	18.7 2023
25 Apr	63.0 2024	65.0 2023	30.32 2024	10.4 2024	19.0 2022	0.32 2025	55.1 2024
	30.4 2023	16.4 2024	29.89 2022	-	-	-	24.7 2023

Almanac

